

## HISTORIC OVERVIEW

The Queen Mary has played many roles throughout her illustrious career, and upon her Maiden Voyage in 1936, she was considered the grandest ocean liner ever built. During her heyday, many considered her the only civilized way to travel. With the outbreak of World War II, she was transformed into a troopship overnight. By the end of the war, "The Grey Ghost," as she was fondly called, had carried more than 800,000 troops, traveled more than 600,000 miles and played a significant role in virtually every major Allied campaign. Retired in 1967, she was purchased by the City of Long Beach and has remained an icon for the city for over 40 years.

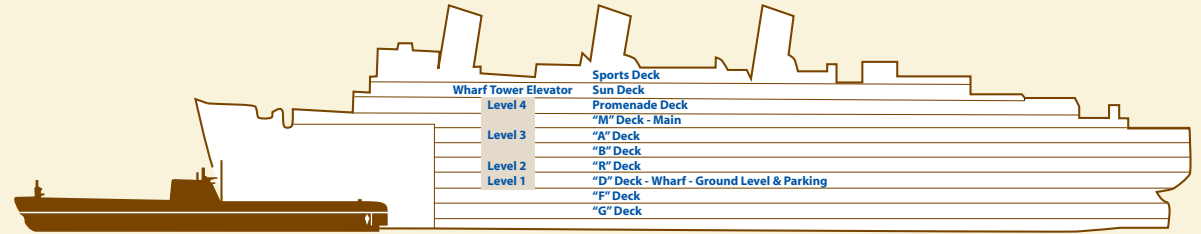


## SELF-GUIDED AND AUDIO TOUR



## GUIDE MAP

## EXHIBITS AND POINTS OF INTEREST



### SPORTS DECK

Officers' Quarters, Wireless Room (W6RO), Access to Bridge and Wheel House

### SUN DECK

Diana: Legacy of a Princess Exhibition, and Lifeboat Demonstration (Seasonal)

### PROMENADE DECK

Passenger Information, Tours and Ghost & Legends Show Starting Point, Audio Tour Booth, Midship Marketplace, Access to Bow, Main Hall and Stairs to Isolation Ward

### "M" DECK - MAIN

Bow Area and Travel Bureau

### "A" DECK

Ghosts & Legends Exit, Immortal Chaplains Sanctuary, Old Fire Station, Hotel Lobby and Isolation Ward

### "R" DECK

Queen Mary Walkway

### "D" DECK - WHARF

Russian Submarine, Entrance to the Engine Room, Timeline, Queen Mary Historic Exhibit, WWII Display and Audio Tour Booth

## DIRECTIONS AROUND SHIP

### SHIP ENTRANCE

Enter the ship through the hotel entrance through the tower at midship.

### START THE SELF-GUIDED TOUR/VISIT ENGINE ROOM

Take the tower stairs or elevator to level 2 (R-Deck), follow signs along covered walkway to the aft/rear of the ship.

\*Be prepared to leave photo ID for audio player.


### TO MEET FOR GUIDED TOURS

Go to level 4 (Promenade Deck) and proceed to passenger information.

\*Please arrive 5 minutes early for all tours.

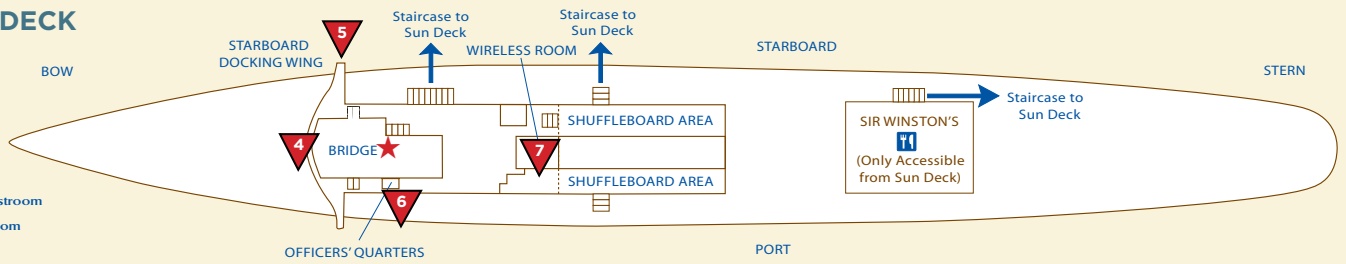
### TO ACCESS DIANA: LEGACY OF A PRINCESS EXHIBIT

Go to level 4 (Promenade Deck), enter the Main Hall, and take the stairs on the right up to the Sun Deck or brass elevators to level S.

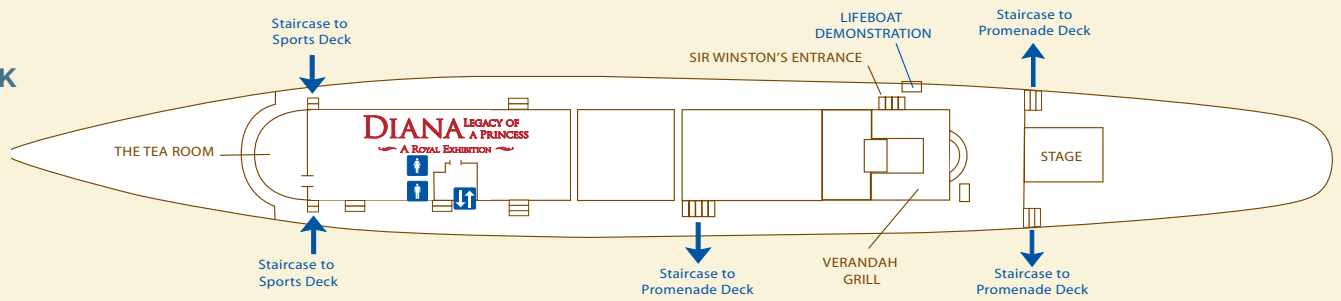


\* NOTE: Stop Three (3) is on the Promenade Deck, you will need to walk to the Upper Decks for the next stop on the audio tour. To travel from the Lower Decks to the Upper Decks, exit the Queen Mary Story Timeline (D Deck) and walk towards the Attraction Attendant where you first entered. They will point you to the staircase leading to the Queen Mary Walkway. Follow the Walkway alongside the ship, which will lead you to the main elevator tower. Take the elevator to Level 4. This will take you to the Promenade Deck where your next audio tour stop awaits at Passenger Information.

## SPORTS DECK

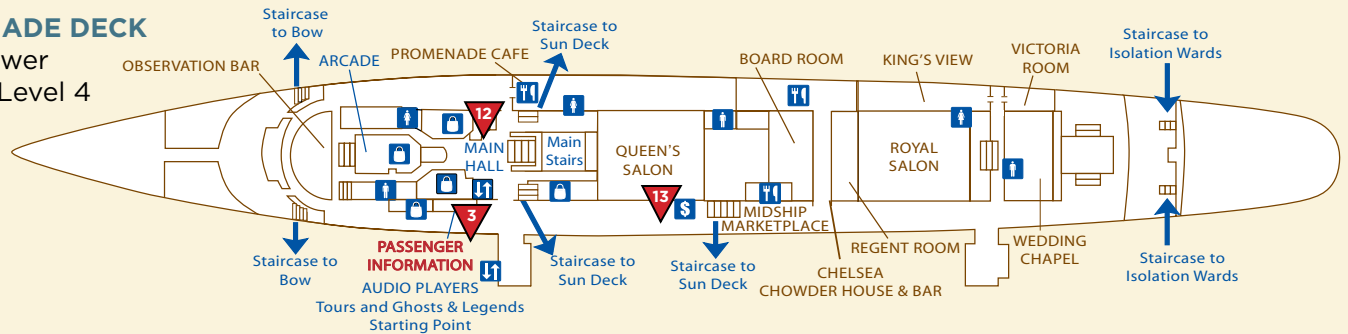


## SUN DECK

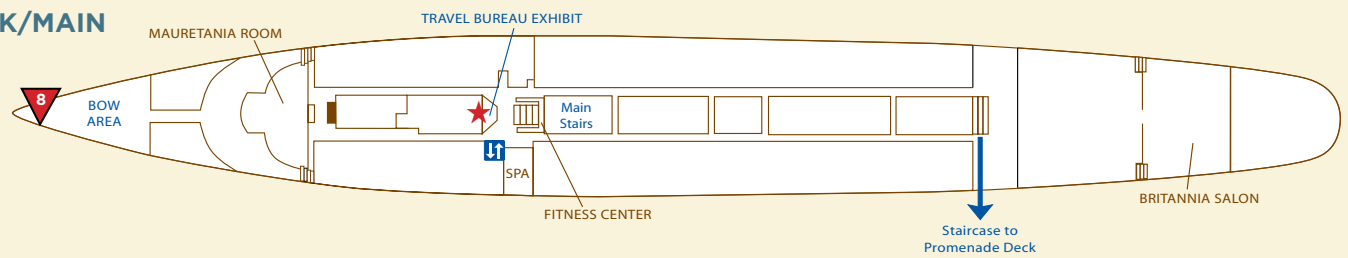


## PROMENADE DECK

Wharf Tower  
Elevator Level 4

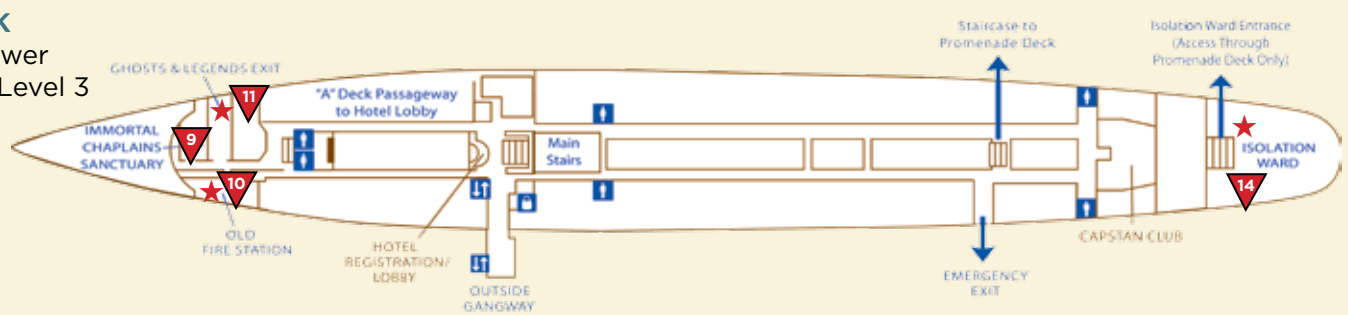


## "M" DECK/MAIN




## "A" DECK

Wharf Tower  
Elevator Level 3

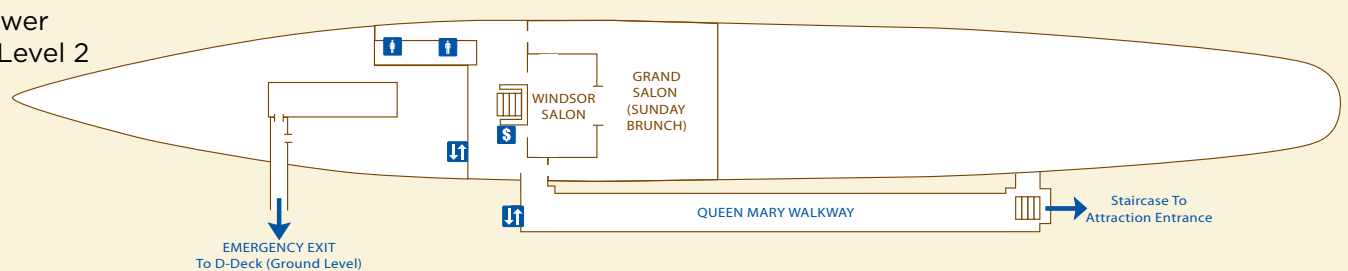


## "B" DECK




## "R" DECK

Wharf Tower  
Elevator Level 2



## "D" DECK/WHARF

Wharf Tower  
Elevator Level 1



The triangles on the deck plans indicate audio tour stops. The stars on the deck plans indicate highlights of the tour.